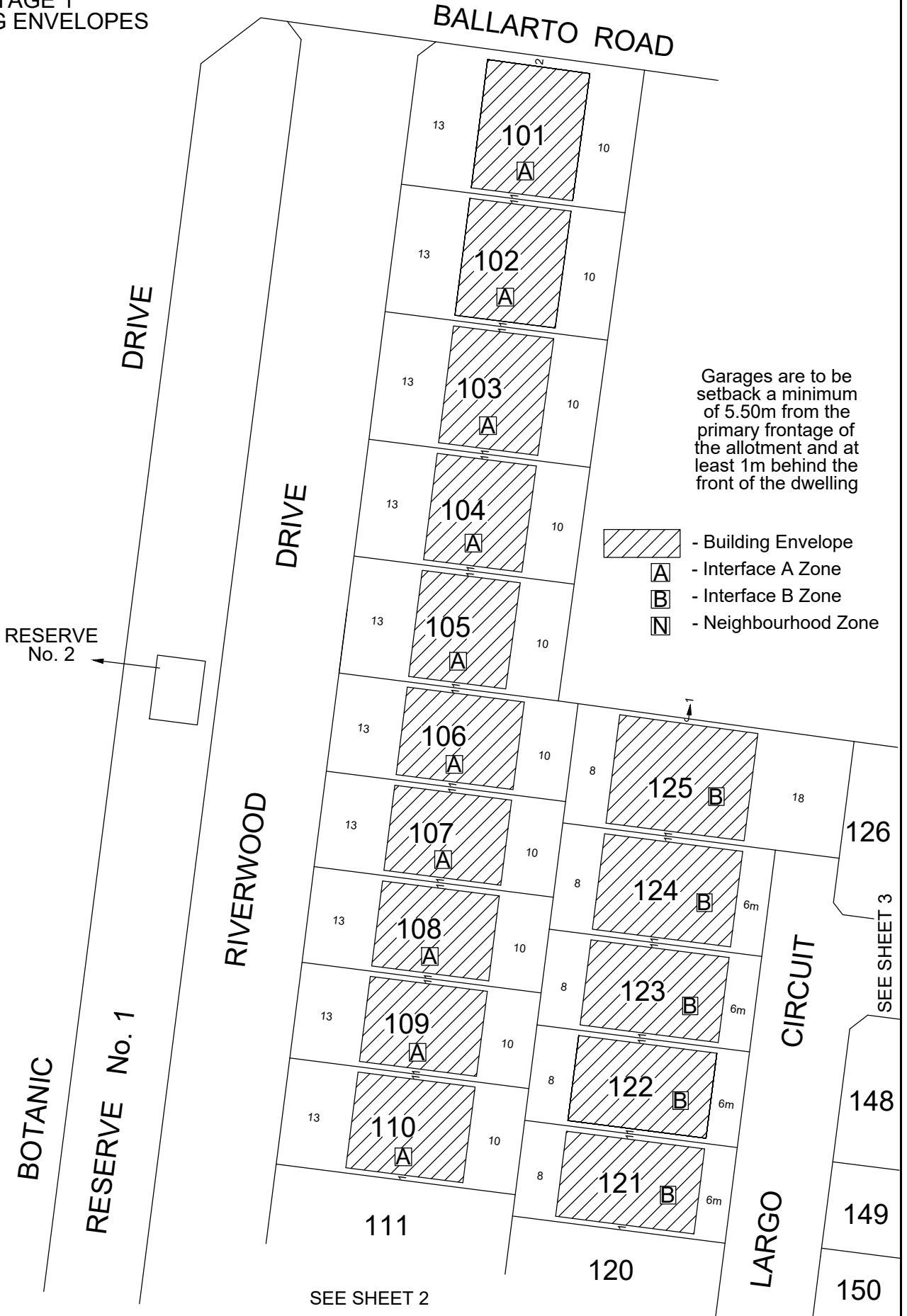
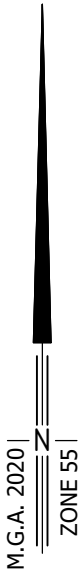


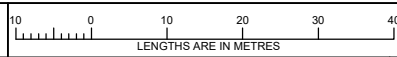
# SCHEDULE 1

OCTAVE AT JUNCTION VILLAGE  
 STAGE 1  
 BUILDING ENVELOPES



Garages are to be setback a minimum of 5.50m from the primary frontage of the allotment and at least 1m behind the front of the dwelling

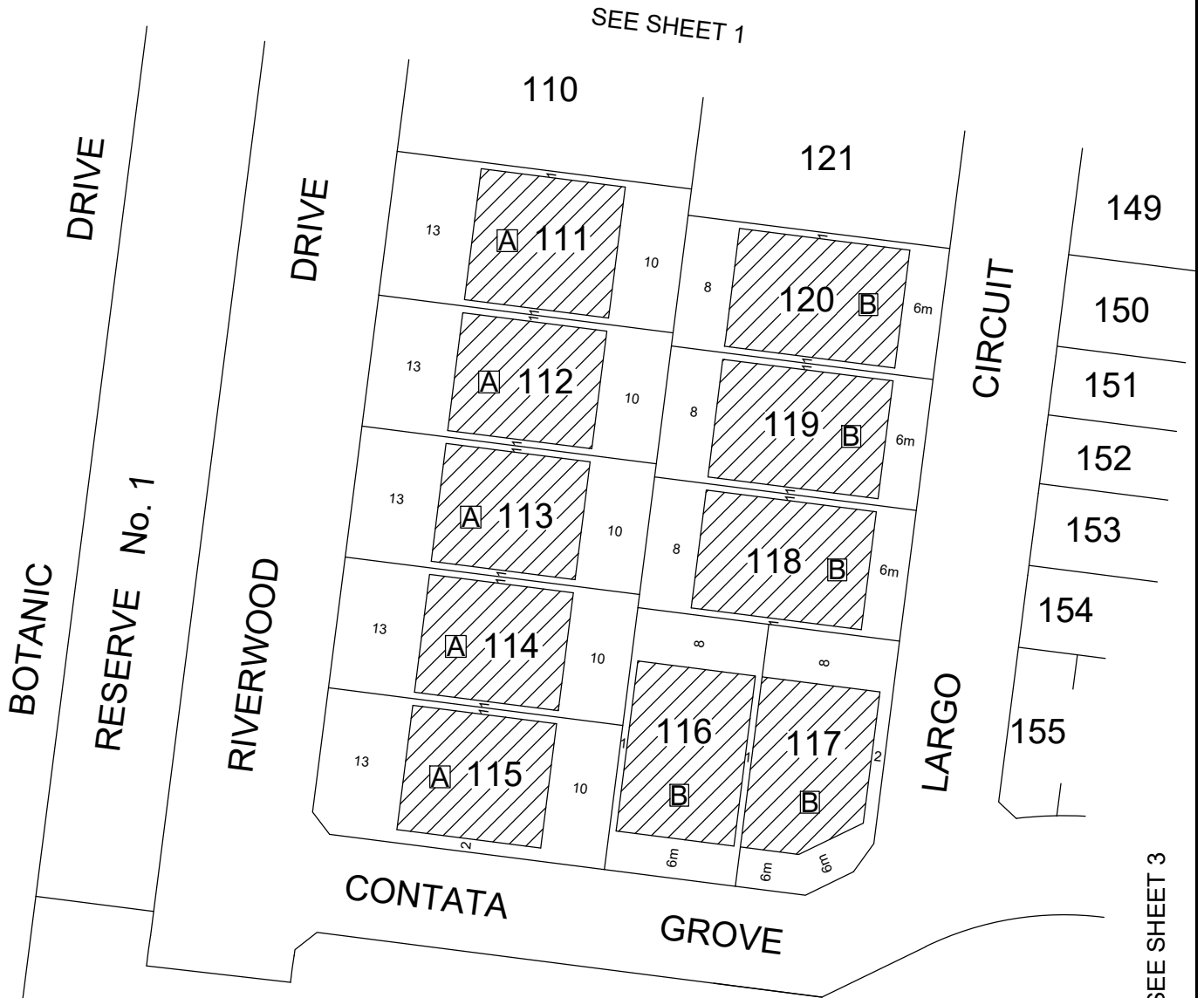
- Building Envelope
- Interface A Zone
- Interface B Zone
- Neighbourhood Zone







# SCHEDULE 1

## OCTAVE AT JUNCTION VILLAGE STAGE 1 BUILDING ENVELOPES

M.G.A. 2020 |  
Z
ZONE 55



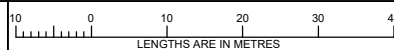
Garages are to be setback a minimum of 5.50m from the primary frontage of the allotment and at least 1m behind the front of the dwelling

-  - Building Envelope
-  - Interface A Zone
-  - Interface B Zone
-  - Neighbourhood Zone



MC MULLEN NOLAN GROUP  
8/34 Wirraway Drive,  
Port Melbourne, VIC, 3207  
Tel: (03) 7002 2200  
Fax: (03) 7002 2299  
www.mngsurvey.com.au  
MNG Ref : 80012BE-011K

SCALE  
1:1000



ORIGINAL SHEET  
SIZE: A4

SHEET 2

VERSION K

OCTAVE

AT JUNCTION VILLAGE

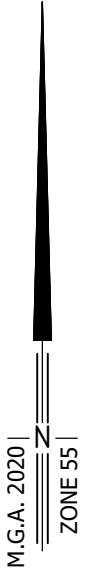
SEE SHEET 3

# SCHEDULE 1





## OCTAVE AT JUNCTION VILLAGE STAGE 1 BUILDING ENVELOPES

SEE SHEET 1

SEE SHEET 2



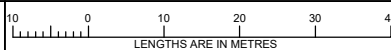
Garages are to be setback a minimum of 5.50m from the primary frontage of the allotment and at least 1m behind the front of the dwelling

-  - Building Envelope
-  - Interface A Zone
-  - Interface B Zone
-  - Neighbourhood Zone



MC MULLEN NOLAN GROUP  
8/34 Wirraway Drive,  
Port Melbourne, VIC, 3207  
Tel: (03) 7002 2200  
Fax: (03) 7002 2299  
www.mngsurvey.com.au  
MNG Ref : 80012BE-011K

SCALE  
1:1000



ORIGINAL SHEET  
SIZE: A4

SHEET 3

VERSION K

# OCTAVE

AT JUNCTION VILLAGE